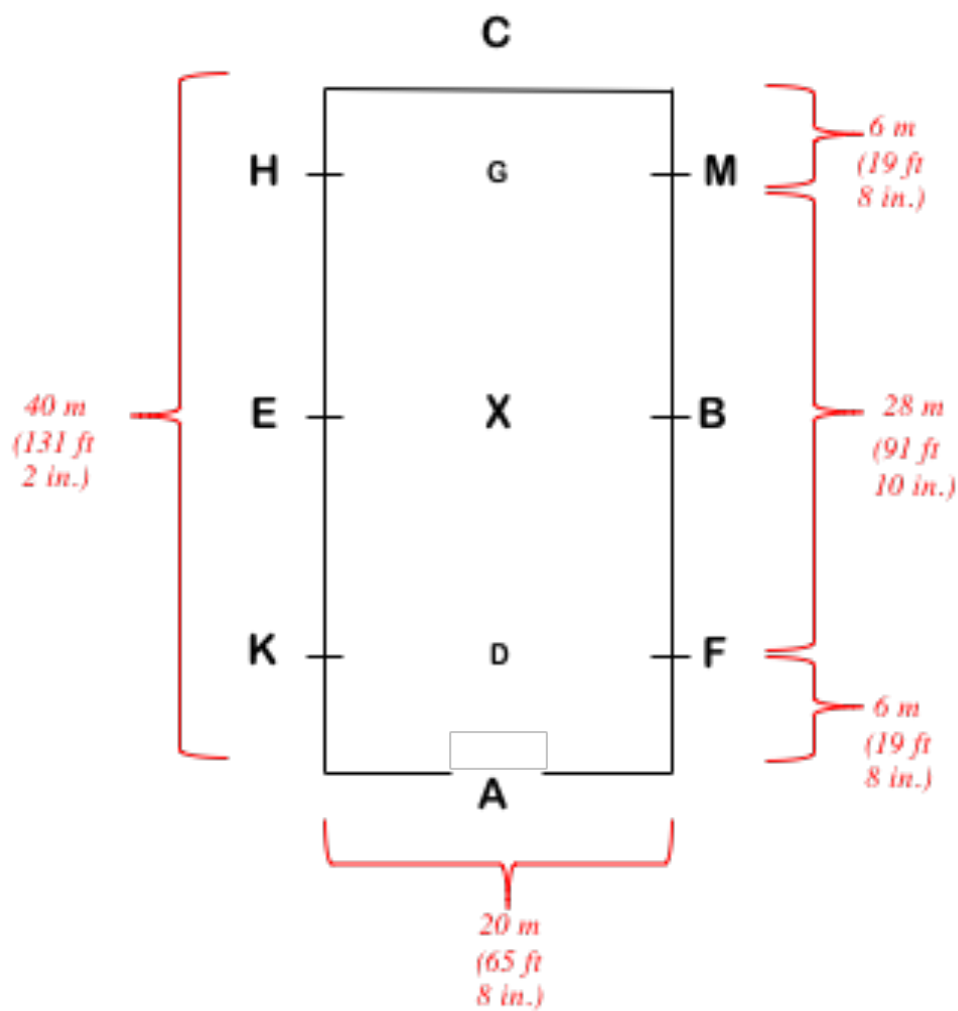


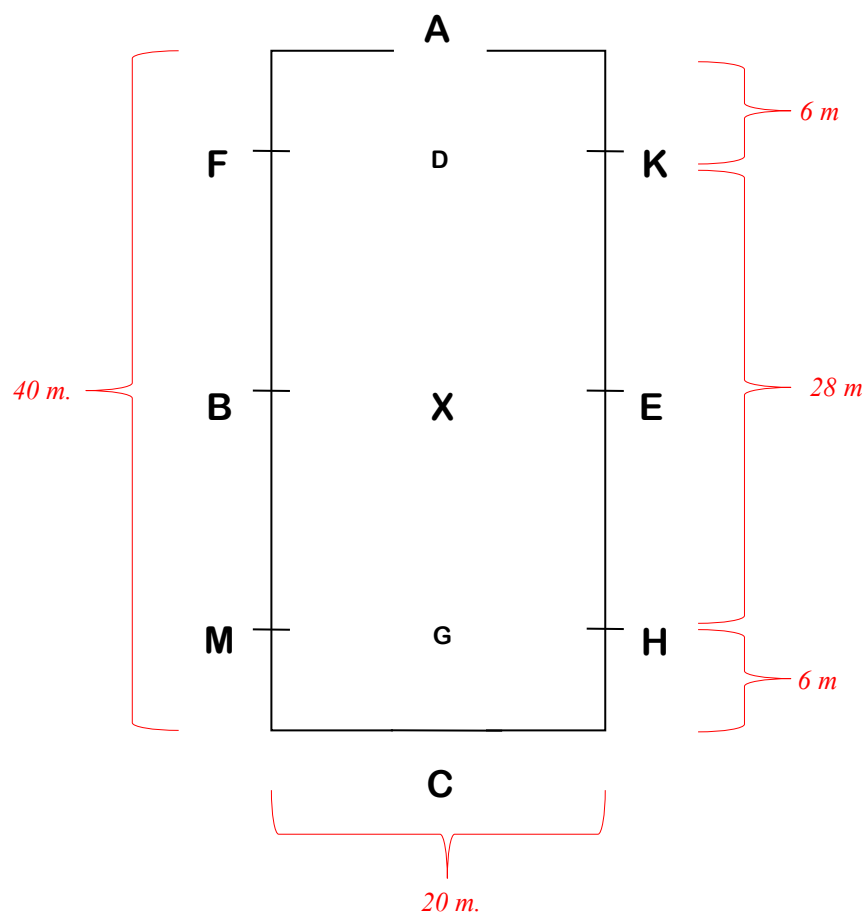


APPENDIX A

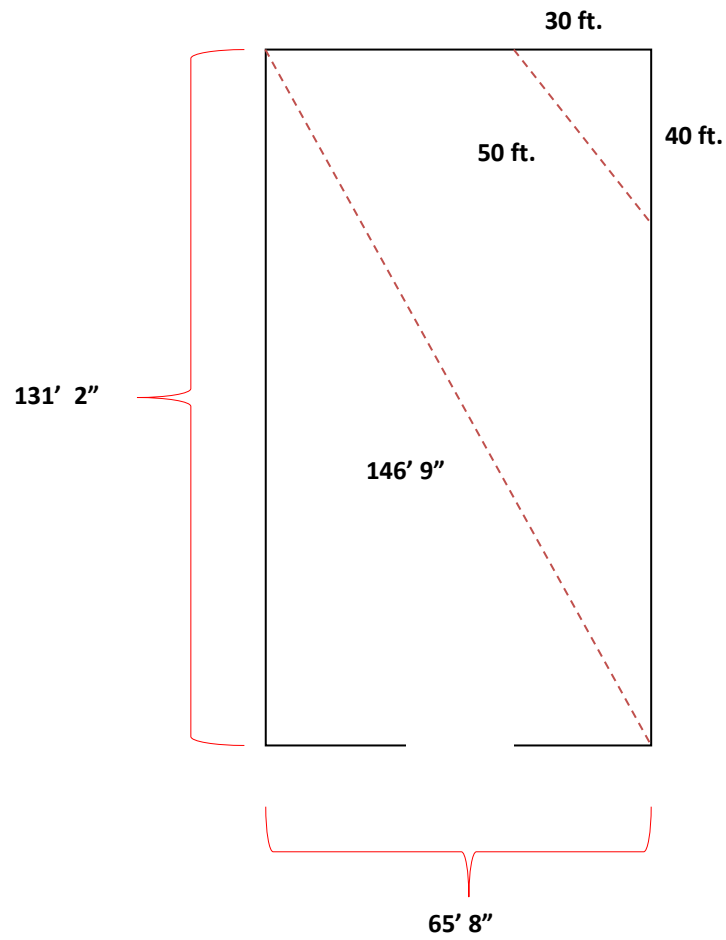
DRESSAGE TESTS

DRESSAGE ARENA





Judge's perspective



Arena Setup



United States Rules for Working Equitation

WE DRESSAGE TEST – LEVEL 1 (INTRODUCTORY)



SHOW: _____ DATE: _____ ENTRY # _____
RIDER: _____ HORSE: _____ SCORE: _____ PLACE: _____
JUDGE: _____ POSITION: _____ SIGNATURE: _____

PURPOSE OF THE TEST: To introduce the horse and rider to the sport of Working Equitation. Rider should demonstrate a balanced position with independent, steady hands that encourage an elastic contact to the bridle while maintaining a steady, active tempo. Attention to accuracy and geometry is important. Horse should be attentive, show correct bend for the line of travel, and a willingness to work with his rider without resistance. Transitions to and from halt may include walk steps. All trot work may be ridden rising or sitting.

TEST/MOVEMENT			DIRECTIVE IDEA	POINTS	COEFF	TOTAL	REMARKS
1	A X C	Enter at working trot Halt. Salute. Proceed working trot Turn left	Straightness; regularity; tempo. Willing, calm transitions. Balanced, square halt. Immobility (min 3 sec). Quality of the turn.				
2	E	Circle left 20m	Geometry of circle. Bend. Regularity. Fluidity.				
3	E-K-A-F	Continue on rail, working trot	Consistent tempo. Bend and balance in the corners.				
4	F – E	Change rein across the diagonal	Regularity of the trot.				
5	Between ¼ line and E	Medium walk	Transition. Quality of the walk.				
6	E – H H Before E	Medium walk Half circle right 5m to the quarter line Return to the rail, continue	Quality of the walk. Precision of the geometry. Balance.		2		
7	E - K K Before E	Medium walk Half circle left 5m to the quarter line Return to the rail, continue	Quality of the walk. Precision of the geometry. Balance.		2		
8	Between E and H	Working trot	Transition. Consistent tempo.				
9	C	Halt. Rein back 3 to 5 steps. Proceed in medium walk	Balanced, square halt. Transitions. Immobility. Clear diagonal steps on reinback.		2		
10	M	Working trot	Transition. Regularity and tempo.				
11	B	Circle right 20m	Geometry of circle. Bend. Regularity. Fluidity.				
12	B-F-A-K	Continue on rail, working trot	Consistent tempo. Bend and balance in the corners.				
13	K - X - M	Change rein across the diagonal	Regularity and straightness.				
14	M-C-H-E	Working trot	Regularity and tempo. Bend and balance in the corners.				
15	E – X	Half circle left 10m	Quality of the half circle; regularity, bend.				
16	X G	Down centerline Halt. Salute.	Straightness. Transition to halt. Balanced, square halt. Immobility (min 3 sec).				
Leave the arena at A in free walk.							
SUBTOTAL FROM MOVEMENTS							



United States Rules for Working Equitation
WE DRESSAGE TEST – LEVEL 1 (INTRODUCTORY)



COLLECTIVE MARKS		POINTS	COEFF	TOTAL	REMARKS
GAITS	Rhythm, freedom, and regularity.				
IMPULSION	Desire to move forward, elasticity of the steps, suppleness of the back, and engagement of the hindquarters.		2		
SUBMISSION	Willing cooperation, harmony, attention and confidence, acceptance of the contact. Straightness, lightness of the forehand and ease of the movements.		2		
RIDER	Position: Alignment, posture, stability, weight placement, and following mechanics of the gaits. Effectiveness of the aids: clarity, subtlety, independence, and accuracy.		2		
PRESENTATION	Completeness, cleanliness, and appropriateness of horse, tack, and attire.				
SUBTOTAL FROM COLLECTIVE MARKS					
TOTAL POINTS EARNED					
MINUS DEDUCTIONS -5 failure to salute Judge (each occurrence) -10 outside assistance (each occurrence) -5 course error (each occurrence) -5 overstepping arena side (each occurrence)					
BALANCE					
TOTAL POSSIBLE POINTS				270	
FINAL SCORE (%)					

Additional comments:



United States Rules for Working Equitation

WE DRESSAGE TEST – LEVEL 2 (NOVICE A)



SHOW: _____ DATE: _____ ENTRY # _____

RIDER: _____ HORSE: _____ SCORE: _____ PLACE: _____

JUDGE: _____ POSITION: _____ SIGNATURE: _____

PURPOSE OF THE TEST: In addition to the requirements of Level 1, to confirm that the horse demonstrates improved suppleness, bending and balance while accepting an elastic contact with the bridle. Consistent, active tempo to be demonstrated throughout while maintaining relaxation and harmony. Transitions to and from halt may include walk steps. All trot work may be ridden rising or sitting.

		TEST/MOVEMENT	DIRECTIVE IDEA	POINTS	COEFF	TOTAL	REMARKS
1	A X C	Enter at working trot Halt. Salute. Proceed working trot Turn right	Straightness; regularity; tempo. Willing, calm transitions. Balanced, square halt. Immobility (min 3 sec). Quality of the turn.				
2	M-X-K	Change rein, working trot	Regularity of the trot.				
3	A - C	Serpentine, 4 loops	Quality; geometry; bend; balance.		2		
4	Between C and M	Working canter, right lead	Willing, calm transition. Bend and balance in the corner. Straightness.				
5	B	Circle right, 20m	Geometry; bend. Quality of the canter.				
6	Between B and F A	Working trot Medium walk	Willing, calm transitions. Straightness.				
7	Between E and H	Shorten steps and turn on the forehand, haunches right. Continue medium walk.	Willingness; rhythm; balanced steps; activity; size. Quality of the walk.		2		
8	Between E and K	Shorten steps and turn on the forehand, haunches left. Continue medium walk.	Willingness; rhythm; balanced steps; activity; size. Quality of the walk.		2		
9	E-H-C	Working trot	Willing, calm transition.				
10	C	Halt. Rein back 3-5 steps. Proceed medium walk	Balanced, square halt. Immobility. Clear diagonal steps in reinback.				
11	M – E E – K	Free walk Medium walk	Reach and ground cover, allowing complete freedom to stretch neck. Willing, calm transitions. Quality; straightness; regularity.		2		
12	K	Working trot	Willing, calm transition. Quality of trot.				
13	Between A and F	Working canter, left lead	Willing, calm transition. Bend and balance in the corner. Straightness.				
14	B	Circle left, 20m	Geometry; bend. Quality of canter.				
15	Between B and M	Working trot	Willing, calm transition. Quality of trot.				



United States Rules for Working Equitation

WE DRESSAGE TEST – LEVEL 2 (NOVICE A)



TEST/MOVEMENT			DIRECTIVE IDEA	POINTS	COEFF	TOTAL	REMARKS
16	E – X	Half circle left, 10m	Bend and balance in turn. Regularity, quality of trot. Willing, calm transition. Straightness. Attentiveness. Balanced, square halt. Immobility (min 3 sec).				
	G	Halt. Salute.					
Leave the arena at A in free walk.							
			SUBTOTAL FROM MOVEMENTS				

COLLECTIVE MARKS		POINTS	COEFF	TOTAL	REMARKS
GAITS	Rhythm, freedom, and regularity.				
IMPULSION	Desire to move forward, elasticity of the steps, suppleness of the back, and engagement of the hindquarters.		2		
SUBMISSION	Willing cooperation, harmony, attention and confidence, acceptance of the contact. Straightness, lightness of the forehand and ease of the movements.		2		
RIDER	Position: Alignment, posture, stability, weight placement, and following mechanics of the gaits. Effectiveness of the aids: clarity, subtlety, independence, and accuracy.		2		
PRESENTATION	Completeness, cleanliness, and appropriateness of horse, tack, and attire.				
SUBTOTAL FROM COLLECTIVE MARKS					
TOTAL POINTS EARNED					
MINUS DEDUCTIONS -5 failure to salute Judge (each time); -10 outside assistance (each time); -5 1 st error, -5 2 nd error, 3 rd error = disqualification					
BALANCE					
TOTAL POSSIBLE POINTS				280	
FINAL SCORE (%)					

Additional comments:



United States Rules for Working Equitation

WE DRESSAGE TEST – LEVEL 3 (NOVICE B)



SHOW: _____ DATE: _____ ENTRY # _____

RIDER: _____ HORSE: _____ SCORE: _____ PLACE: _____

JUDGE: _____ POSITION: _____ SIGNATURE: _____

PURPOSE OF THE TEST: In addition to the requirements of Level 2, to confirm that the horse is developing more engagement and the ability to perform lateral movements and clear, prompt transitions with balance and a more consistent contact with the bridle. Horse should show adjustability within the gaits. Transition from canter to walk may include trot steps. All trot work may be ridden rising or sitting.

TEST/MOVEMENT			DIRECTIVE IDEA	POINTS	COEFF	TOTAL	REMARKS
1	A X C	Enter at working trot Halt. Salute. Proceed at working trot Track left	Straightness; regularity; tempo. Willing, calm transitions. Balanced, square halt. Immobility (min 3 sec). Quality of the turn.				
2	H-X-F F	Lengthen trot Working trot	Transitions. Moderate lengthening of frame and stride. Regularity and quality of trot. Straightness and consistent tempo.				
3	A D-H H	Down centerline Leg yield left Continue working trot	Regularity and quality of trot. Consistent tempo. Alignment, balance, and flow.		2		
4	B-X X-E	½ 10m circle, right ½ 10m circle, left	Quality; geometry; bend; balance.				
5	A D-M M	Down centerline Leg yield right Continue working trot	Regularity and quality of trot. Consistent tempo. Alignment, balance, and flow.		2		
6	C	Halt. Rein back 3-5 steps. Continue medium walk	Balanced, square halt. Immobility. Clear diagonal steps in reinback.				
7	H-B B	Free walk Medium walk	Reach and ground cover, allowing complete freedom to stretch neck. Willing, calm transitions. Quality; straightness; regularity.				
8	F	Turn on haunches, right Continue medium walk	Rhythm; regularity; bend; size. Quality of the walk.		2		
9	M	Turn on haunches, left Continue medium walk	Rhythm; regularity; bend; size. Quality of the walk.		2		
10	B Between F and A	Working trot Working canter, right lead	Willing, calm transitions. Bend and balance in the corner.				
11	A	15m circle, right lead	Geometry; bend. Quality of canter.				
12	K-X-M X M	Change rein Change of lead thru trot Continue working canter	Willing, calm transition. Straightness.		2		
13	C	15m circle, left lead	Geometry; bend. Quality of canter.				



United States Rules for Working Equitation

WE DRESSAGE TEST – LEVEL 3 (NOVICE B)



TEST/MOVEMENT			DIRECTIVE IDEA	POINTS	COEFF	TOTAL	REMARKS
14	H-X-F X F	Change rein Change of lead thru trot Continue working canter	Willing, calm transition. Straightness.		2		
15	A Between D and X G	Down centerline Working trot Halt. Salute.	Bend and balance in turn. Willing, calm transitions. Straightness. Attentiveness. Balanced, square halt. Immobility (min 3 sec).				
Leave the arena at A in free walk.							
SUBTOTAL FROM MOVEMENTS							

COLLECTIVE MARKS		POINTS	COEFF	TOTAL	REMARKS
GAITS	Rhythm, freedom, and regularity.				
IMPULSION	Desire to move forward, elasticity of the steps, suppleness of the back, and engagement of the hindquarters.		2		
SUBMISSION	Willing cooperation, harmony, attention and confidence, acceptance of the contact. Straightness, lightness of the forehand and ease of the movements.		2		
RIDER	Position: Alignment, posture, stability, weight placement, and following mechanics of the gaits. Effectiveness of the aids: clarity, subtlety, independence, and accuracy.		2		
PRESENTATION	Completeness, cleanliness, and appropriateness of horse, tack, and attire.				
SUBTOTAL FROM COLLECTIVE MARKS					
TOTAL POINTS EARNED					
MINUS DEDUCTIONS -5 failure to salute Judge (each time); -10 outside assistance (each time); -5 1 st error, -5 2 nd error, 3 rd error = disqualification					
BALANCE					
TOTAL POSSIBLE POINTS				290	
FINAL SCORE (%)					

Additional comments:



United States Rules for Working Equitation

WE DRESSAGE TEST – LEVEL 4 (INTERMEDIATE A)



SHOW: _____ DATE: _____ CLASS # _____ ENTRY # _____

RIDER: _____ HORSE: _____ SCORE: _____ PLACE: _____

JUDGE: _____ POSITION: _____ SIGNATURE: _____

PURPOSE OF THE TEST: In addition to the requirements of Level 3, to confirm that the horse has achieved a moderate level of engagement (accepts more weight on the hindquarters), moves with an uphill tendency and increased power especially in the medium gaits, and is reliably on the bridle without resistance. Expectation of straightness, bending, balance, suppleness, and self-carriage is higher than that required in Level 3. Canter-walk transitions and simple changes should not include trot steps. All trot work must be ridden sitting.

TEST/MOVEMENT			DIRECTIVE IDEA	POINTS	COEFF	TOTAL	REMARKS
1	A X C	Enter collected trot Halt. Salute. Proceed collected trot. Turn right	Straightness; regularity; tempo. Willing, calm transitions. Balanced, square halt. Immobility (min 3 sec). Quality of the turn.				
2	B	Circle right, 10 m Proceed collected trot	Regularity and quality of trot. Geometry; bend; balance.				
3	A D – M M	Down centerline Leg yield, right Proceed collected trot	Regularity and quality of trot. Consistent tempo. Alignment, balance, and flow.		2		
4	E	Circle left, 10 m Proceed collected trot	Regularity and quality of trot. Geometry; bend; balance.				
5	A D – H H	Down centerline Leg yield, left Proceed collected trot	Regularity and quality of trot. Consistent tempo. Alignment, balance, and flow.		2		
6	M-X-K K	Medium trot Collected trot	Transition. Thrust; ground cover; uphill balance; straightness; consistent tempo.				
7	A	Halt; rein back 6-10 steps. Proceed collected walk	Balanced, square halt. Immobility. Clear diagonal steps in reinback.				
8	Between F & X	Half pirouette, left Proceed collected walk	Rhythm; regularity; bend; size. Quality of the walk.		2		
9	Between K & X	Half pirouette, right Proceed collected walk	Rhythm; regularity; bend; size. Quality of the walk.		2		
10	A	Collected canter, left lead Circle left, 15 m Proceed collected canter	Transition. Geometry; bend; balance. Quality of canter.				
11	A – C	4-loop serpentine with change of lead thru the walk on centerline	Geometry. Transitions. Quality; bend; balance.		2		
12	C	Circle right, 15 m Proceed collected canter	Transition. Geometry; bend; balance. Quality of canter.				
13	M – F F	Medium canter Collected canter	Transition. Thrust; ground cover; uphill balance; straightness; consistent tempo.				
14	A X	Down centerline Halt. Salute.	Straightness; regularity; tempo. Willing, calm transitions. Balanced, square halt. Immobility (min 3 sec).				
Leave the arena at A in free walk.							
SUBTOTAL FROM MOVEMENTS							



United States Rules for Working Equitation

WE DRESSAGE TEST – LEVEL 4 (INTERMEDIATE A)



COLLECTIVE MARKS		POINTS	COEFF	TOTAL	REMARKS
GAITS	Rhythm, freedom, and regularity.				
IMPULSION	Desire to move forward, elasticity of the steps, suppleness of the back, and engagement of the hindquarters.		2		
SUBMISSION	Willing cooperation, harmony, attention and confidence, acceptance of the contact. Straightness, lightness of the forehand and ease of the movements.		2		
RIDER	Position: Alignment, posture, stability, weight placement, and following mechanics of the gaits. Effectiveness of the aids: clarity, subtlety, independence, and accuracy.		2		
PRESENTATION	Completeness, cleanliness, and appropriateness of horse, tack, and attire.				
SUBTOTAL FROM COLLECTIVE MARKS					
TOTAL POINTS EARNED					
MINUS DEDUCTIONS -5 failure to salute Judge (each time); -10 outside assistance (each time); -5 1 st error, -5 2 nd error, 3 rd error = disqualification					
BALANCE					
TOTAL POSSIBLE POINTS				270	
FINAL SCORE (%)					

Additional comments:



United States Rules for Working Equitation

WE DRESSAGE TEST – LEVEL 5 (INTERMEDIATE B)



SHOW: _____ DATE: _____ CLASS # _____ ENTRY # _____

RIDER: _____ HORSE: _____ SCORE: _____ PLACE: _____

JUDGE: _____ POSITION: _____ SIGNATURE: _____

In addition to the requirements of Level 4, to confirm that the horse demonstrates correct basics and increased engagement, elasticity, balance, bending, suppleness, and self-carriage. Transitions between collected and medium gaits should be well defined.

TEST/MOVEMENT			DIRECTIVE IDEA	POINTS	COEFF	TOTAL	REMARKS
1	A X C	Enter collected canter Halt. Salute. Proceed collected trot Track left	Straightness; regularity; tempo. Willing, calm transitions. Balanced, square halt. Immobility (min 3 sec). Quality of the turn.				
2	H to centerline between X and D D A	Half pass, left Straight ahead Turn right	Regularity and quality of trot. Consistent tempo. Alignment, bend, fluency, crossing of legs. Engagement and self-carriage. Straightness. Quality of the turn.		2		
3	K to centerline between X and G G C	Half pass, right Straight ahead Turn right	Regularity and quality of trot. Consistent tempo. Alignment, bend, fluency, crossing of legs. Engagement and self-carriage. Straightness. Quality of the turn.		2		
4	M-X-K K	Medium trot Collected trot	Transitions. Thrust. Ground cover. Uphill balance. Straightness. Consistent tempo.				
5	A	Halt. Rein back 6-10 steps. Proceed collected walk	Balanced, square halt. Immobility. Clear diagonal steps in reinback.				
6	F-X-H H	Extended walk Collected walk	Transitions. Quality of the walks; ground cover; reach of stride; frame.				
7	Between C and corner	Half pirouette, right	Rhythm; regularity; bend; size. Quality of the walk.		2		
8	Between C and corner	Half pirouette, left	Rhythm; regularity; bend; size. Quality of the walk.		2		
9	C	Collected canter, right lead	Transition. Geometry; bend; balance. Quality of canter.				
10	Between M and B	Develop medium canter	Transition. Balance, regularity, and quality of the canter.				
11	B	Circle 20 m, medium canter	Rhythm, regularity, and quality of canter. Bend and balance. Geometry.				
12	B	Circle 10 m, collected canter	Transition. Rhythm, regularity, and quality of canter. Bend and balance. Geometry.				
13	A D	Down centerline Half pass right to rail between B and M	Balance and straightness. Alignment, bend, fluency, crossing of legs. Engagement and self-carriage.		2		



United States Rules for Working Equitation

WE DRESSAGE TEST – LEVEL 5 (INTERMEDIATE B)



TEST/MOVEMENT			DIRECTIVE IDEA	POINTS	COEFF	TOTAL	REMARKS
14	M	Flying change of lead	Clear; balanced; fluid. Straightness of change.		2		
15	Between H and E	Develop medium canter	Transition. Balance, regularity, and quality of the canter.				
16	E	Circle 20 m, medium canter	Rhythm, regularity, and quality of canter. Bend and balance. Geometry.				
17	E	Circle 10 m, collected canter	Transition. Rhythm, regularity, and quality of canter. Bend and balance. Geometry.				
18	A D	Down centerline Half pass left to rail between E and H	Balance and straightness. Alignment, bend, fluency, crossing of legs. Engagement and self-carriage.		2		
19	H	Flying change of lead	Clear; balanced; fluid. Straightness of change.		2		
20	C - A	Three-loop serpentine with flying changes over centerline	Bend. Geometry. Symmetry. Clear, balanced, fluid changes.		2		
21	A X	Turn right down centerline Halt. Salute.	Straightness; regularity; tempo. Willing, calm transitions. Balanced, square halt. Immobility (min 3 sec).				
Leave the arena at A in free walk.							
					SUBTOTAL FROM MOVEMENTS		

COLLECTIVE MARKS		POINTS	COEFF	TOTAL	REMARKS
GAITS	Rhythm, freedom, and regularity.				
IMPULSION	Desire to move forward, elasticity of the steps, suppleness of the back, and engagement of the hindquarters.		2		
SUBMISSION	Willing cooperation, harmony, attention and confidence, acceptance of the contact. Straightness, lightness of the forehand and ease of the movements.		2		
RIDER	Position: Alignment, posture, stability, weight placement, and following mechanics of the gaits. Effectiveness of the aids: clarity, subtlety, independence, and accuracy.		2		
PRESENTATION	Completeness, cleanliness, and appropriateness of horse, tack, and attire.				

Additional comments:

SUBTOTAL FROM COLLECTIVE MARKS		
TOTAL POINTS EARNED		
MINUS DEDUCTIONS -5 failure to salute Judge (each time); -10 outside assistance (each time); -5 1 st error, -5 2 nd error, 3 rd error = disqualification		
BALANCE		
TOTAL POSSIBLE POINTS		380
FINAL SCORE (%)		



United States Rules for Working Equitation

WE DRESSAGE TEST – LEVEL 6 (ADVANCED)



SHOW: _____ DATE: _____ CLASS # _____ ENTRY # _____
 RIDER: _____ HORSE: _____ SCORE: _____ PLACE: _____
 JUDGE: _____ POSITION: _____ SIGNATURE: _____

In addition to the requirements of Level 5, to confirm that the horse has developed sufficient engagement, elasticity, and balance to perform advanced movements. The horse must be ridden with one hand. Transitions between collected, medium, and extended gaits should be well defined. The horse demonstrates clear uphill balance and lightness, greater straightness, and energy than at Level 5.

	TEST/MOVEMENT	DIRECTIVE IDEA	POINTS	COEFF	TOTAL	REMARKS
1	A X Enter collected canter Halt. Salute. Continue collected walk	Straightness; regularity; balance. Immobility (min 3 sec).				
2	Between X and C on centerline C Figure 8: left 8m, right 8m Continue collected walk Turn left	Geometry; regularity; bend; fluidity.				
3	H-B at first ¼ line Full pirouette left	Rhythm; regularity; bend; size. Quality of the walk.		2		
4	Past centerline at ¼ line Full pirouette right	Rhythm; regularity; bend; size. Quality of the walk.		2		
5	B-K K-F Extended walk Collected walk	Reach and overstride. Precise transitions. Regularity.				
6	F-X Half pass, left	Tempo; alignment; bend; fluency; engagement.		2		
7	X-M Half pass, right	Tempo; alignment; bend; fluency; engagement.		2		
8	C Collected trot	Transition.				
9	H-X X-K Leg yield, left Leg yield, right	Consistent tempo. Alignment, balance, flow.		2		
10	F-X-H H Medium trot Collected trot	Reach and overstride. Precise transitions. Regularity.				
11	C Halt. Rein back 6-10 steps. Proceed collected canter	Balance. Immobility. Clear diagonal steps in reinback. Transition.		2		
12	B B B 20-m circle extended canter, right 15-m circle medium canter 10-m circle collected canter	Geometry, bend. Quality of the canter. Transitions.				
13	K-X-M X Change rein Flying change of lead	Clear, balanced, fluid; straightness of change.				
14	C C C 20-m circle extended canter, left 15-m circle medium canter 10-m circle collected canter	Geometry, bend. Quality of the canter. Transitions.				
15	H toward F Past X Continue collected canter Half turn left	Rhythm; regularity; bend; size. Quality of the canter.		2		
16	Before H Flying change Continue collected canter	Clear, balanced, fluid; straightness of change.				
17	M toward K Past X Half turn right	Rhythm; regularity; bend; size. Quality of the canter.		2		
18	Before M Flying change Continue collected canter	Clear, balanced, fluid; straightness of change.				
19	M-H H-K K-F F-M Collected canter Extended canter Collected canter Extended canter	Geometry, bend. Quality of the canter. Transitions.		2		



United States Rules for Working Equitation

WE DRESSAGE TEST – LEVEL 6 (ADVANCED)



TEST/MOVEMENT			DIRECTIVE IDEA	POINTS	COEFF	TOTAL	REMARKS
20	M	Halt Proceed collected canter	Balance. Immobility. Transition.				
21	C – A	4-loop serpentine, flying changes on centerline	Bend. Geometry. Symmetry. Clear, balanced, fluid changes.		2		
22	A	Down centerline.	Straightness; regularity; balance.				
	X	Halt. Salute	Immobility (min 3 sec).				
Leave the arena at A in free walk.							
SUBTOTAL FROM MOVEMENTS							

COLLECTIVE MARKS		POINTS	COEFF	TOTAL	REMARKS
GAITS	Rhythm, freedom, and regularity.				
IMPULSION	Desire to move forward, elasticity of the steps, suppleness of the back, and engagement of the hindquarters.		2		
SUBMISSION	Willing cooperation, harmony, attention and confidence, acceptance of the contact. Straightness, lightness of the forehand and ease of the movements.		2		
RIDER	Position: Alignment, posture, stability, weight placement, and following mechanics of the gaits. Effectiveness of the aids: clarity, subtlety, independence, and accuracy.		2		
PRESENTATION	Completeness, cleanliness, and appropriateness of horse, tack, and attire.				
SUBTOTAL FROM COLLECTIVE MARKS					
TOTAL POINTS EARNED					
MINUS DEDUCTIONS -5 failure to salute Judge (each time); -10 outside assistance (each time); -5 1 st error, -5 2 nd error, 3 rd error = disqualification					
BALANCE					
TOTAL POSSIBLE POINTS				400	
FINAL SCORE (%)					

Additional comments:

United States Rules for Working Equitation

WE DRESSAGE TEST – LEVEL 7 (MASTERS – WAVE) (1 of 2)

SHOW: _____ DATE: _____ CLASS # _____ ENTRY # _____
 RIDER: _____ HORSE: _____ SCORE: _____ PLACE: _____
 JUDGE: _____ POSITION: _____ SIGNATURE: _____

Note: Sitting trot is required.

TEST/MOVEMENT	DIRECTIVE IDEA	POINTS	COEFF	TOTAL	REMARKS
1 Enter at canter. Halt. Immobility. Salute facing the President of the Jury.	Collection on entry. Halt on hindquarters and weight balanced on extremities. Immobility.		1		
<i>MOVEMENTS AT WALK</i>					
2 Walk in a straight line (minimum 10m)	Activity, regularity of movements and collection		1		
3 Full pirouette on right rein	Regularity without rein back or failing to mark rear hooves along shortest circle. Bend facing inward.		1		
4 Full pirouette on left rein	Regularity without rein back or failing to mark rear hooves along shortest circle. Bend facing inward.		1		
5 Halt. Rein back (minimum 6 steps and maximum 10 steps) and exit at a walk.	Halt, regularity, balance, transition, and exit at walk without any loss of activity		1		
6 Half pass to the right (minimum 10m)	Bend in the direction of the movement		1		
7 Half pass to the left (minimum 10m)	Bend in the direction of the movement		1		
<i>MOVEMENTS AT TROT</i>					
8 Perform a 3-loop serpentine	Geometry. The bends. Regularity. Fluency.		1		
9 Two leg yields, one on each side (minimum 10m each)	Geometry of figure. Fluency. Evenness of bends. Rhythm. Regularity.		1		
10 Medium trot (minimum 15m)	Transitions. Definition of medium trot, with lengthening of silhouette. Straightness.		1		
11 Halt. Rein back 6 steps. Immediately canter to the right lead.	Acceptance of halt. Regularity of rein back. Transition to collected canter from rein back. Straightness.		1		
<i>MOVEMENTS AT CANTER</i>					
12 Describe 3 circles to the right: the first circle (20m) extended canter; second (15m) medium canter; third (10m) collected canter. All circles must begin and finish at the same point.	Collection, balance, regularity; transitions have to be clear, fluid, and immediate, and should be performed at the same point. Bending.		1		
13 Flying change	Quality of the flying change (straightness, maintenance of rhythm, and tempos of canter)		1		
14 Describe 3 circles to the left: the first circle (20m) extended canter; second (15m) medium canter; third (10m) collected canter. All circles must begin and finish at the same point.	Collection, balance, regularity; transitions have to be clear, fluid, and immediate, and should be performed at the same point. Bending.		1		

United States Rules for Working Equitation

WE DRESSAGE TEST – LEVEL 7 (MASTERS – WAVE) (2 of 2)

TEST/MOVEMENT	DIRECTIVE IDEA	POINTS	COEFF	TOTAL	REMARKS
15 Describe 2 circles with the same diameter (max 10m) to describe a figure of "8" with flying change	Collection, balance, regularity, bending and engagement of the hindquarters. Quality of the flying change at the end of the first circle. Straightness.		1		
16 Half turn to one of the hands	Balance, bend. Start and finish with the horse on same rein as the half turn.		1		
17 Flying change	Quality of the flying change (straightness, maintenance of rhythm, and tempos of canter)		1		
18 Half turn to the other hand	Balance, bend. Start and finish with the horse on same rein as the half turn.		1		
19 Change of canter on three sides of arena. The canter must be extended on the longest side of the arena, collected on the short side, and extended again on the next long side.	Balanced transitions, amplitude of movement and balance on the collection.		1		
20 Increase the speed and stop. Proceed in canter.	Submission and straightness of the movement.		1		
21 Describe a serpentine with 4 loops, with flying changes at every crossing of the centerline	Impulsion, regularity of movements, precision, and quality of flying changes		1		
22 Centerline. Halt. Immobility. Salute.	Collection. Immobility and position of the four legs.		1		
Leave the arena at A in free walk.					

SUBTOTAL FROM MOVEMENTS

COLLECTIVE MARKS	POINTS	COEFF	TOTAL	REMARKS
PACES (GAITS) Freedom and regularity.		1		
IMPULSION Desire to move forward, elasticity of the steps, suppleness of the back, and engagement of the hindquarters.		1		
SUBMISSION Attention and obedience, lightness and ease of the movements, acceptance of contact.		1		
RIDER Position and seat of the rider. Correct use and effectiveness of the aids.		1		
ARTISTIC MARK Music and sequence.		1		

SUBTOTAL FROM COLLECTIVE MARKS

TOTAL POINTS EARNED

MINUS DEDUCTIONS

-5 1st error, -5 2nd error, 3rd error = disqualification

BALANCE

TOTAL POSSIBLE POINTS

270

FINAL SCORE (%)